Electrical Symbols	
???W	Power outlet
	Stick Light
	Spotlight
	L.V. Downlight
	Mains Panel

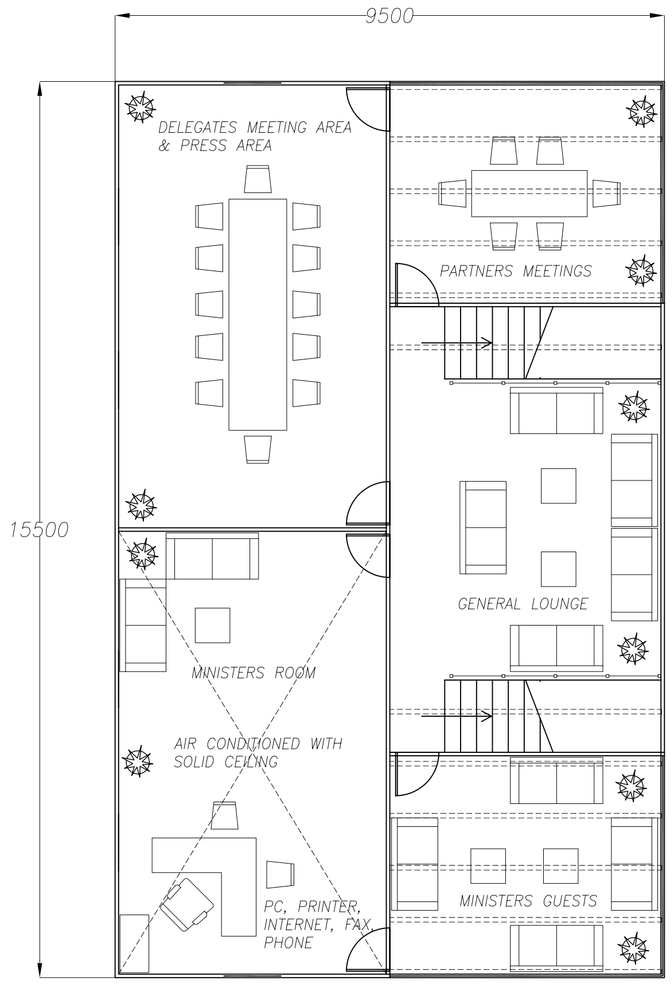

FIRST FLOOR PLAN

NUMBER	PARTNER NAME
A1	ANTALYA
A2	A2
A3	A3
A4	A4
A5	A5
A6	A6
A7	A7
A8	A8
A9	A9
A10	A10
A11	A11
A12	A12
A13	A13
A14	A14
A15	A15
A16	A16
A17	A17
A18	A18
A19	A19
A20	A20
A21	A21
A22	A22
A23	A23
B1	MARMARIS
B2	FETHIYE
B3	B3
B4	B4
B5	B5
B6	B6
B7	B7
B8	B8
B9	B9
B10	B10
B11	B11
B12	B12
B13	B13
B14	B14
B15	B15
B16	B16
B17	B17
B18	B18
B19	B19
B20	B20
B21	B21
B22	DALYAN
B23	BODRUM
C1	TURKISH AIRLINES (THY)
C2	CAPPADOCIA
C3	TUROFED
C4	CANAKKALE
C5	AEGEAN
C6	TURSAB
C7	ISTANBUL

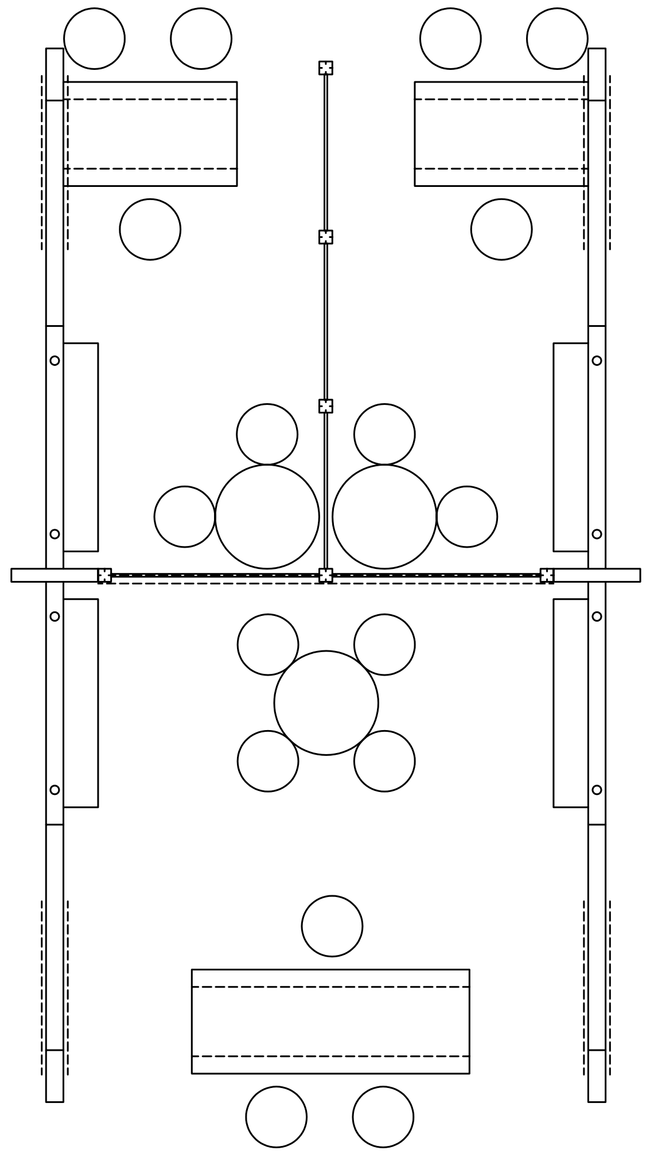

ENLARGED PARTNER AREA

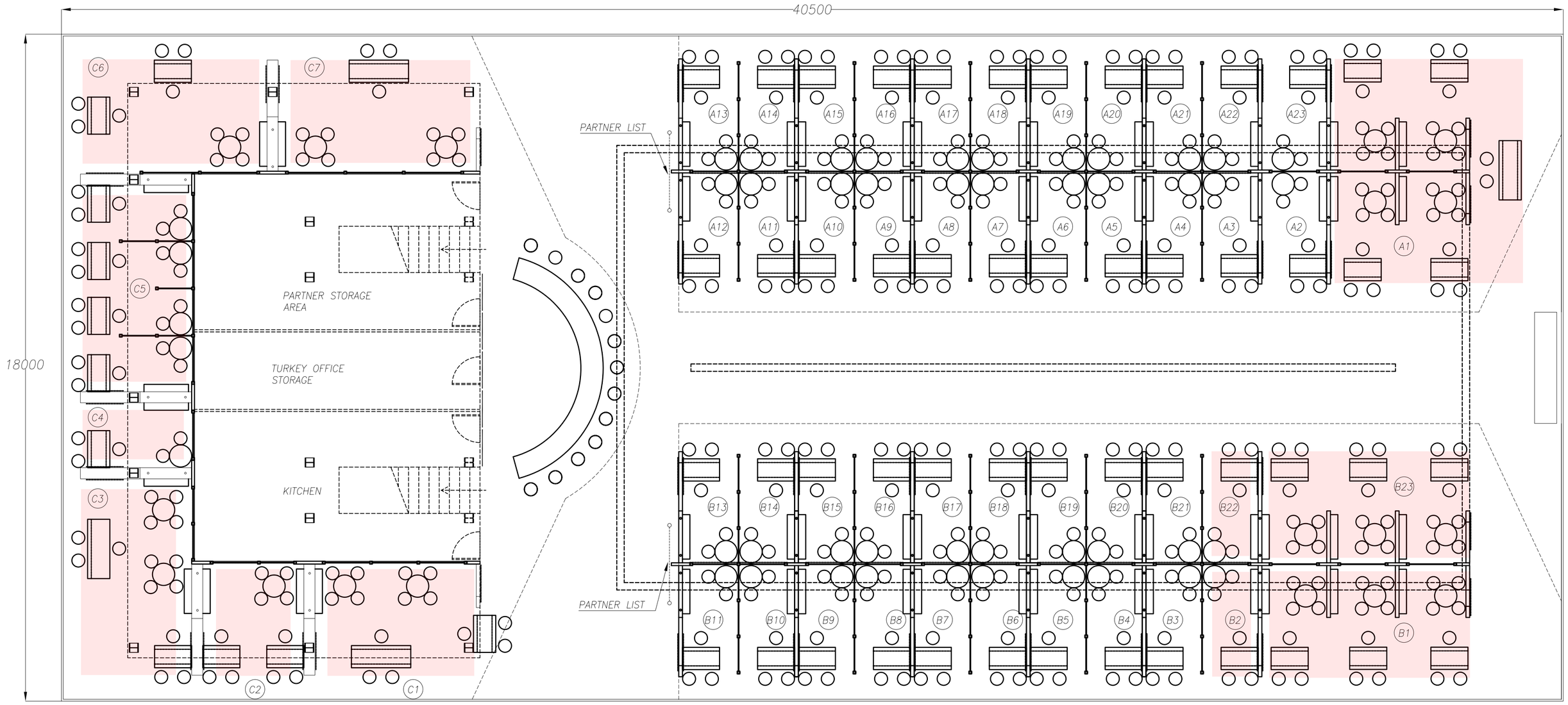

GROUND FLOOR PLAN

Visual Thumbnail
This visual is a guide of how the stand may look. Please refer to the working drawing for specific details + finishes as the visual may not represent the latest revisions.

NOTES:

Client:	TURKISH TOURIST BOARD
Project:	WORLD TRAVEL MARKET
Location:	EXCEL, LONDON
Stand No:	
Scale:	1:75 @ A1
Drawing:	GENERAL LAYOUT Rev05
Show Date:	
Designer:	SL

D S A
Global Exhibition Solutions

4 Charles Court – Budbrooke Road – Warwick
Warwickshire CV34 5LZ

Tel: (+44) 1926 836630 Fax: (+44) 1926 836639

UK – Europe – Singapore
USA – Canada

This drawing is copyright and must not be copied or reproduced without written consent from DSA Ltd